

TCC-GW-V2

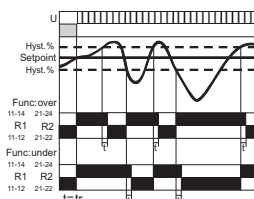
overview

- ◆ current/voltage dual trip for analogue signals
- ◆ 2 x NO output relays max. 6A, each independently configured over/under current/voltage
- ◆ 2 measuring ranges 0-10V and 0-20mA DC
- ◆ 2 separate independently adjustable set points
- ◆ LED indicators for power supply, contact and reaction timer
- ◆ 45mm DIN rail mount housing



Function

- Control relay active
- Control relay passive
- Contact closed
- Contact open

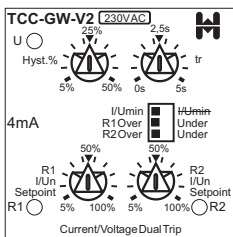


Control relay for monitoring DC current and DC voltage with two independently adjustable relay outputs.

Under or over current function can be set independently for R1 and R2 by DIP-Switch selection.

The setpoint (Hyst) can be independently adjusted for both R1 and R2 from 5-50%. At the end of t_r , the output relay changes as soon as the measured value exceeds one of the set points (Hyst). The time t_r is valid for both relays.

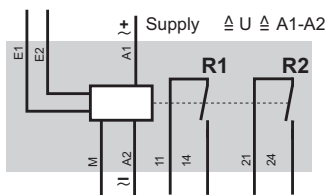
When the measured value returns to within the permitted range, the corresponding relay resets immediately.



Switch "I/Umin" can be used to enable or disable the minimum level control (<4mA or <2V). This could be particularly useful with 4-20mA signals in "Over" function.

upper threshold: $[Y*(100+Hyst\%)] / 100$
lower threshold: $[Y*(100-Hyst\%)] / 100$

$Y = (Z * \text{Setpoint}\%) / 100$
 $Z = 10V \text{ or } 20mA$



input	range	resistance	$I_{N,MAX}$ (20°C)
E1-M	0 - 10V	98 kOhm	20V
E2-M	0 - 20mA	50 Ohm	40mA

specification

supply voltage variation	nominal voltage -15%...+10%
frequency range	48 - 63 Hz
duty cycle	100%
reaction time	0 - 5s
reset time	< 100ms
output relay spec.(EN 60974-5-1)	
I_n AC-15	230V~ 3A
I_n AC-15	115V~ 3,5A
I_n DC-13	24V= 2,5A
expected life time	No
mechanical	5×10^7 operations
electrical	1×10^5 operations
screws	pozidriv 1, slot 4mm
screw tightening torque	0,4Nm
operating conditions	-20 to +60°C non condensing

ordering information

part no	supply	output	sup. galv. iso*	CE	housing types
TCC-GW-V2 230Vac	230V~ 2,5VA	2 x NO	yes	no	C
TCC-GW-V2 115Vac	115V~ 2,5VA	2 x NO	yes	no	C
TCC-GW-V2 24Vac	24V~ 2,5VA	2 x NO	yes	no	C
TCC-GW-V2 24Vdc	24V= 2W	2 x NO	no	no	C

* The measurement input is galvanically isolated from the power supply